

AROMATRU™

USER MANUAL | AR1



AROMATRU
ESSENTIAL OIL
DIFFUSER



AROMATRU™

Thank You

Congratulations on purchasing the AromaTru Essential Oil Diffuser. AromaTru is a smart, waterless, atomizing diffuser with a revolutionary design that allows you to combine and diffuse up to four different essential oils, customize timer settings, and create custom, mood-enhancing lighting.

When used with our AromaTru app, you get full creative control to name and save your combination blends, start an essential oil scent collection, and schedule diffusion periods.

No counting drops, no adding water, just pure diffusion—where ever and whenever you want it... your bedroom, living room, kitchen, office, or den.

TABLE OF CONTENTS

SAFETY INSTRUCTIONS	4
FCC STATEMENT	5
IC WARNING	5
PRODUCT FEATURES	6
GETTING TO KNOW YOUR AROMATRU	6
PROPER USAGE	6
OPERATING THE AROMATRU ESSENTIAL OIL DIFFUSER	7
AromaTru Control Panel	7
Installing Essential Oil Bottles.....	8
Diffusing for the First Time	9
Diffusing Multiple Oils.....	9
MAINTENANCE	10
Cleaning the Atomizer.....	10
AromaTru Cleaning Solution Warnings.....	10
Cleaning External Surfaces	10
TROUBLESHOOTING.....	11
ONE-YEAR LIMITED WARRANTY	12
ARBITRATION AGREEMENT	13

SAFETY INSTRUCTIONS

PLEASE NOTE: It is crucial that you read and follow all the instructions and safety warnings in this manual.

WARNING: RISK OF ELECTRIC SHOCK

Safety precautions should always be used when operating this or any electrical appliance. Decrease the risk of electrocution, electric shock, injury, or fire by reading and following all the warnings below.

- This product operates at 100 to 240 volt AC, 60Hz only, with a 24 volt DC Adaptor.
- Do not run the power cord under carpets or cover with throw rugs.
- Never run the essential oil diffuser unless it is fully assembled.
- Attempting to service the AromaTru Essential Oil Diffuser in any way not described in this owner's manual will void the warranty and could cause serious personal injury to the user and/or result in considerable damage to the unit.
- Never operate the AromaTru Essential Oil Diffuser if the plug or cord is damaged or appears damaged. Only qualified service personnel should replace a damaged power cord.
- Never use the power cord to pick up, carry, drag, pull, or lift the AromaTru Essential Oil Diffuser. Do not pull the cord against or around sharp corners and edges. This could result in injury to the user or damage to the cord.
- Always remove the plug from its power outlet by holding onto the plug itself and pulling gently. Never pull on the cord itself to unplug it from its power outlet.
- The AromaTru Essential Oil Diffuser is an electrical appliance. Adult supervision is required when operating around children.

FCC STATEMENT

This equipment has been tested and found to comply with the limits for a Class B digital device, pursuant to part 15 of the FCC Rules. These limits are designed to provide reasonable protection against harmful interference in a residential installation. This equipment generates, uses and can radiate radio frequency energy and, if not installed and used in accordance with the instructions, may cause harmful interference to radio communications. However, there is no guarantee that interference will not occur in a particular installation. If this equipment does cause harmful interference to radio or television reception, which can be determined by turning the equipment off and on, the user is encouraged to try to correct the interference by one or more of the following measures:

- Reorient or relocate the receiving antenna.
- Increase the separation between the equipment and receiver.
- Connect the equipment into an outlet on a circuit different from that to which the receiver is connected.
- Consult the dealer or an experienced radio/TV technician for help.

Changes or modifications not expressly approved by the party responsible for compliance could void the user's authority to operate the equipment.

This device complies with part 15 of the FCC Rules. Operation is subject to the following two conditions:

- (1)** This device may not cause harmful interference, and **(2)** this device must accept any interference received, including interference that may cause undesired operation.

IC WARNING

This device contains license-exempt transmitter(s)/receiver(s) that comply with Innovation, Science and Economic Development Canada's license-exempt RSS(s). Operation is subject to the following two conditions:

- 1)** This device may not cause interference.
- 2)** This device must accept any interference, including interference that may cause undesired operation of the device.

The distance between user and products should be no less than 20cm.

Cet appareil contient des émetteurs / récepteurs exemptés de licence conformes aux RSS (s) d'Innovation, Sciences et Développement économique Canada. Le fonctionnement est soumis aux deux conditions suivantes:

- (1)** Cet appareil ne doit pas causer d'interférences.
- (2)** Cet appareil doit accepter toutes les interférences, y compris celles susceptibles de provoquer un fonctionnement indésirable de l'appareil.

La distance entre l'utilisateur et le produit ne doit pas être inférieure à 20 cm.

PRODUCT FEATURES

State of the Art, Waterless, Atomizing Diffusion

No counting drops, no adding water, just pure diffusion.

Customize Your Fragrance Experience

Powerful and quiet diffuser holds up to four essential oils and four timer settings.

Custom Lighting to Set the Right Mood

Our infinitely customizable light ring allows you to use color and light as well as fragrance to set the right mood and elevate your sense of well-being.

Get Full Creative Control with the AromaTru App

When using the AromaTru app with our AromaTru essential oils, our Smart Sense technology detects exactly which AromaTru essential oils you have inserted into the diffuser, giving you full creative control. The app allows you to name and save your combination blends, start an essential oil scent collection, and schedule diffusion periods.

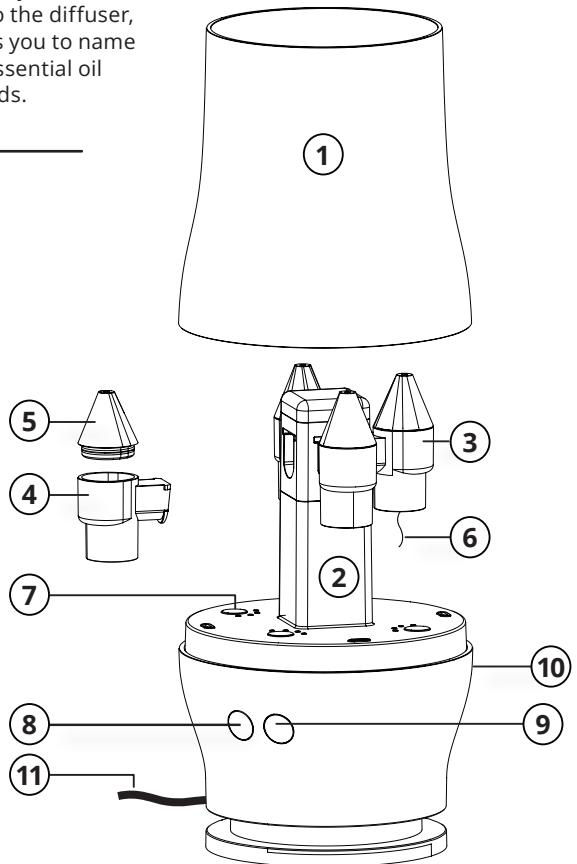
Electrical Ratings

- Adaptor: 100 to 240 volt AC
- Adaptor Output: 24 volt DC
- Power Consumption / 40 watts
- Model AR1

GETTING TO KNOW YOUR AROMATRU

MAIN PARTS

1. Cover
2. Atomizer Post
3. Essential Oil Atomizer Head (4ea)
4. Atomizer Base
5. Atomizer Cap
6. Pickup Tube
7. Control Panel
8. Power Button
9. Light Button
10. Light Ring
11. Power Adaptor



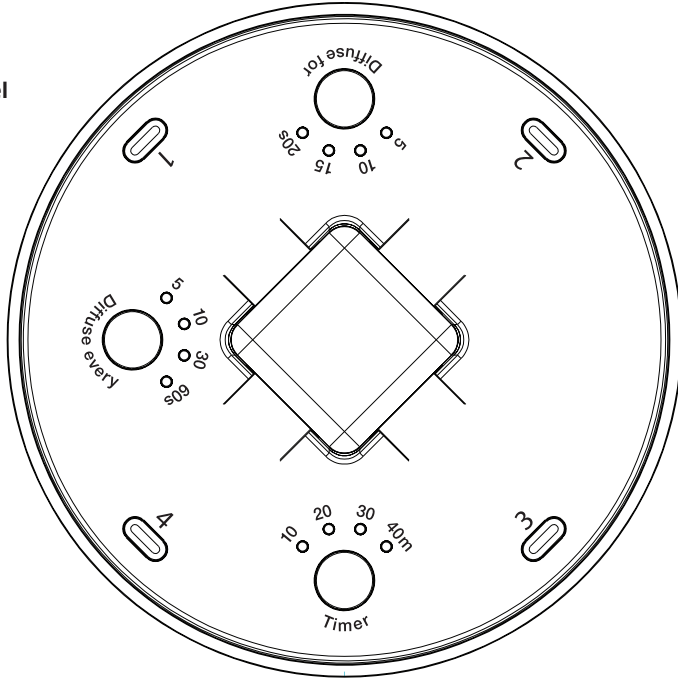
PROPER USAGE

Please note: Make sure the essential oil atomizer heads are installed properly before use.

1. Keep the unit more than 1 foot away from a wall.
2. Do not blow air from a fan or air conditioner directly onto the oil diffuser.
3. Place AromaTru at least 2 feet away from curtains or drapery.

OPERATING THE AROMATRU ESSENTIAL OIL DIFFUSER

Control Panel



AROMATRU CONTROL PANEL

1. POWER BUTTON

Press the power button on the front of the unit; the power button will light up. This indicates that the unit is on and ready to use.

2. LIGHT BUTTON

The light button on the front of the unit activates and controls the light ring on AromaTru. When the light button is touched, the light ring will turn on. Each additional touch of the button will change the color of the light ring. It will first start on Light Show and then go through the following colors: green, dark blue, red, orange, purple, light blue, and white. To turn the light ring off, touch the light button a final time.

3. DIFFUSE FOR BUTTON

The **Diffuse for** button controls the amount of time each oil will be diffused for. Each press will change the amount of time from 5 seconds to 10, 15, and 20 seconds.

4. DIFFUSE EVERY BUTTON

The **Diffuse every** button controls the amount of time between each cycle of oils being diffused. Each press will change the amount of time from 5 seconds to 10, 30, and 60 seconds.

5. TIMER BUTTON

The **Timer** button controls the amount of time the unit will run for. Each press of the button will change the amount of time from 10 minutes to 20, 30, and 40 minutes.

6. OIL SELECTOR BUTTONS

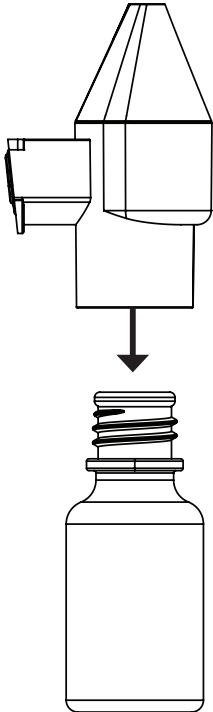
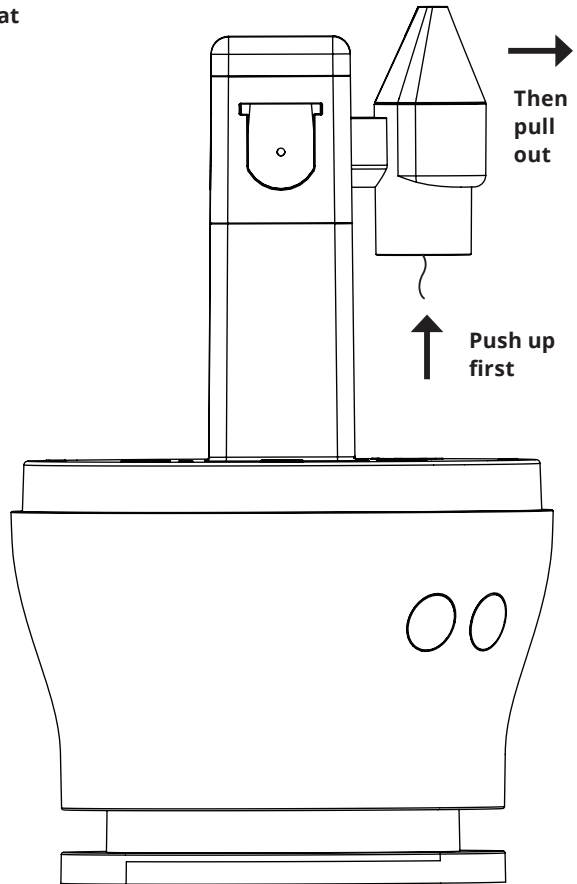
The oil selector button under each atomizer will be illuminated when that oil is selected to be diffused. The button will blink when that oil is currently being diffused.

AROMATRU ESSENTIAL OIL DIFFUSER

INSTALLING ESSENTIAL OIL BOTTLES

Note: Not all 15ml bottles will fit on the AromaTru essential oil diffuser. To make sure the bottles will fit, we suggest that you only use AromaTru bottles.

To install essential oil bottles, remove the atomizer from the atomizer post by pulling up and out. Ensure that there is a pickup tube installed in the atomizer head and screw in an AromaTru oil. To reinstall the atomizer head on the unit, push the atomizer head in and down on the atomizer post.



Plug the wall adapter into an electrical outlet and plug the other end into the AromaTru device. The unit will be ready to use. Before starting to diffuse oil, please read the section, "Diffusing for the First Time."

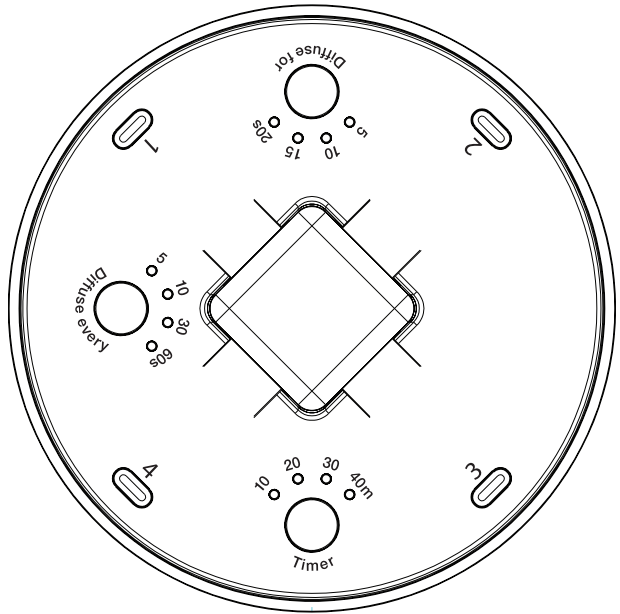
Caution: If the oil bottle you are using has an orifice reducer, remove the reducer before installing the oil bottle. Only use oil bottles that fit the unit.

AROMATRU ESSENTIAL OIL DIFFUSER

DIFFUSING FOR THE FIRST TIME

- 1 Install essential oil bottles (see previous page for how to install).
2. Press the power button to activate unit.
3. Select the diffusing time by pressing the **Diffuse for** button.
This is the time the unit will continually diffuse each selected oil.
4. Select the time between diffusing by pressing the **Diffuse every** button.
5. Press the **Timer** button to select for how long you want to diffuse oil.
6. Select the oils you want to diffuse.
7. Replace the Cover.

Note: As soon as a diffusing time and 1 oil has been selected, the AromaTru will start diffusing. You can change any of the settings during diffusing.



DIFFUSING MULTIPLE OILS

It is possible to select between 1 to 4 oils to diffuse at a time. The way the AromaTru diffuses multiple oils is by diffusing them one at a time. If, for example, the following AromaTru program has been selected, diffuse for 10 seconds, diffuse every 60 seconds, Timer is set to 20 minutes and oil slot 1, 2, and 3 have been selected, AromaTru will diffuse the oils the following way:

Slot 1 will diffuse for 10 seconds, followed by slot 2 for 10 seconds, followed by slot 3 for 10 seconds, followed by a 60 second rest time before slot 1 will diffuse for 10 seconds, then slot 2 and slot 3 before another 60 seconds rest period will start. This cycle will continue for 20 minutes until the end of the Timer.

Note: It is possible to change the slot number and timer setting anytime during diffusion.

MAINTENANCE

CLEANING THE ATOMIZER

To clean the AromaTru atomizers, attach the AromaTru Cleaning Solution (included with device) to the atomizer and use the control panel to set the **Diffuse for** button to 20 seconds, the **Diffuser every** button to 30 seconds, and let the Cleaning Solution run for 5 minutes. Repeat for each atomizer. Once finished, replace the Cleaning Solution with oils of your choice and use normally.

To prevent clogging due to more viscous essential oils, diffuse the Cleaning Solution every 1-3 months as needed, according to frequency of use. May also be used to clean the external surfaces of the diffuser.

AROMATRU CLEANING SOLUTION WARNINGS

Do not drink.

Flammable: keep away from fire or flames.

When using this product:

Avoid contact with eyes; do not take internally; do not inhale vapors.

Keep out of reach of children.

In case of accidental ingestion, seek immediate medical assistance or contact a poison control center without delay.

CLEANING EXTERNAL SURFACES

Apply a small amount of the Cleaning Solution to a dry cloth. Wipe down the external surfaces of the unit as necessary.

TROUBLESHOOTING

Before contacting our customer service department, please try the following solutions:

PROBLEM: Unit won't operate.

Reason: ON/OFF button has not been pressed.

Solution: Press ON/OFF button.

Reason: Unit is unplugged.

Solution: Plug in unit.

PROBLEM: Reduced amount of oil being diffused.

Reason: The nozzle or pickup tube may be blocked.

Solution: Inspect pickup tube and nozzle and use cleaning solution to clean nozzle or pickup tube.

Reason: Oil bottle is empty.

Solution: Replace empty bottle with full bottle.

Reason: Pickup tube may not be inserted all the way.

Solution: Remove atomizer from oil bottle and make sure pickup tube is inserted correctly.

ONE-YEAR LIMITED WARRANTY

AROMATRU ONE-YEAR LIMITED WARRANTY

Your AromaTru Essential Oil Diffuser is warranted to be free from defects in materials and workmanship for one year from the original purchase date. Should the product have a defect in materials or workmanship, we will repair or replace it without charge to you (a shipping and processing fee will apply). To obtain service under warranty, simply call our customer service center toll-free at **800.926.1709**.

This warranty does not cover damage caused by accident, misuse or any use other than as intended and described in this product manual, or damage resulting from failure to maintain and clean this product as specified in this product manual. This warranty applies only to the original purchaser of the AromaTru essential oil diffuser. This warranty does not cover the oils.

ALL EXPRESS AND IMPLIED WARRANTIES FOR THIS PRODUCT, INCLUDING IMPLIED WARRANTIES OF MERCHANTABILITY AND FITNESS FOR A PARTICULAR PURPOSE, ARE LIMITED IN DURATION TO THE WARRANTY PERIOD, AND NO WARRANTIES, WHETHER EXPRESS OR IMPLIED, WILL APPLY AFTER THIS PERIOD. Some states do not allow limitations on the duration of implied warranties, so the above limitation may not apply to you. While this warranty gives you specific legal rights, you may also have other rights which may vary from state to state.

CONTACT INFO FOR WARRANTY SERVICE:

AromaTru, LLC.

Sherman Oaks, CA | 91403

800.926.1709 | cs@aromatruorganics.com

Register your AromaTru at aromatruorganics.com/warranty

©2022 AromaTru, LLC. All Rights Reserved.

ARBITRATION AGREEMENT

PLEASE READ THIS AGREEMENT CAREFULLY. YOU ACCEPT THE TERMS OF THIS AGREEMENT BY RETAINING THE PRODUCT(S) SHIPPED IN CONNECTION WITH THIS AGREEMENT (THE "PRODUCTS") FOR MORE THAN THIRTY (30) DAYS AFTER RECEIPT. IF YOU DO NOT AGREE TO THE TERMS OF THIS AGREEMENT, YOU MAY RETURN THE PRODUCT TO COMPANY WITHIN THIRTY (30) DAYS OF RECEIPT FOR A FULL REFUND.

THIS ARBITRATION AGREEMENT ("AGREEMENT") AFFECTS YOUR LEGAL RIGHTS AND REMEDIES BY PROVIDING THAT DISPUTES BETWEEN YOU AND THE MANUFACTURER, DISTRIBUTOR AND/OR SELLER OF THIS PRODUCT (COLLECTIVELY, "COMPANY"), MUST BE RESOLVED THROUGH BINDING ARBITRATION AND NOT IN COURT. IT ALSO PROVIDES THAT ANY DISPUTE CANNOT BE RESOLVED IN A CLASS ACTION OR OTHER PROCEEDING WHERE YOU REPRESENT OTHER PERSONS OR OTHER PERSONS REPRESENT YOU, AND THAT NO CLASS OR REPRESENTATIVE ARBITRATIONS ARE PERMITTED. PLEASE CAREFULLY READ ALL TERMS IN THIS AGREEMENT.

1. RESOLUTION OF CLAIMS OR DISPUTES. Any claim or dispute between you and Company (or any of Company's subsidiaries or affiliates) arising out of or relating in any way to the Product or this Agreement shall be resolved through final, binding arbitration. This arbitration obligation is reciprocally binding on both you and the Company and applies regardless of whether the claim or dispute involves a tort, fraud, misrepresentation, product liability, negligence, violation of a statute, or any other legal theory. Both you and Company specifically acknowledge and agree that you waive your right to bring a lawsuit based on such claims or disputes and to have such lawsuit resolved by a judge or jury.

2. LIMITATION OF LEGAL REMEDIES. All arbitrations under this Agreement shall be conducted on an individual (and not a class-wide) basis, and an arbitrator shall have no authority to award class-wide relief. You acknowledge and agree that this Agreement specifically prohibits you and the Company from commencing arbitration proceedings as a representative of others or joining in any arbitration proceedings brought by any other person. The parties agree that no class or representative actions of any type are permitted.

3. ARBITRATION PROCEDURES.

a. Before instituting an arbitration, if you have any dispute, we strongly encourage you to contact the Company to try to resolve the matter by calling 800-926-1709, although you are not required to do so. **b.** The arbitration of any claim or dispute under this Agreement shall be conducted in accordance with the expedited procedures set forth in the JAMS Comprehensive Arbitration Rules and Procedures as those Rules exist on the date you receive the Product, including Rules 16.1 and 16.2 of those Rules. These rules and procedures are available by calling JAMS or by visiting its web site at www.jamsadr.com. The arbitration of any claim or dispute under this Agreement shall be conducted by an arbitrator who has at least five years of experience conducting arbitrations.

c. The arbitration of any claim or dispute under this Agreement shall be conducted in the State of California or the location in which you received this Agreement. For claims of \$10,000 or less, you may choose whether the arbitration proceeds in person, by telephone, or based only on submissions. **d.** The Company shall pay costs for the arbitration of claims, including any JAMS Case Management Fee and all professional fees for the arbitrator's services. The Company shall pay the fees and costs of its own counsel, experts and witnesses and shall not be able to recoup them from you even if you do not prevail in the arbitration. Unless otherwise provided by law, you acknowledge and agree that you shall pay the fees and costs of your own counsel, experts and witnesses.

4. CHOICE OF LAW. The arbitration provisions of this Agreement and any arbitration conducted pursuant to the terms of this Agreement shall be governed by the Federal Arbitration Act (9 U.S.C. Secs. 1-16). In this respect, the parties acknowledge that this Agreement involves a transaction conducted in interstate commerce. Otherwise, this Agreement and the rights of the parties hereunder shall be governed by and construed in accordance with the laws of the State of California, exclusive of conflict or choice of law rules.

5. SEVERABILITY. If any provision of this Agreement is declared or found to be unlawful, unenforceable or void, such provision will be ineffective only to the extent that it is found unlawful, unenforceable or void, and the remainder of the provision and all other provisions shall remain fully enforceable.



AROMATRU™

[AROMATRUORGANICS.com](https://aromatruorganics.com)